

A LEGACY OF QUALITY



NASH



NORTHWOOD



WWW.NORTHWOODMFG.COM

A LEGACY OF QUALITY

**ABSOLUTE NORTHWOOD:
WHERE OUR QUALITY BEGINS**



Our Commitment to

**QUALITY
STRENGTH
DURABILITY**

Loaded with ALL these Standard Features

- ✓ Shock Absorbers
- ✓ Certified Off-Road Chassis
- ✓ TG Plywood Floor Decking
- ✓ Plywood Roof Decking
- ✓ Multi Layered Fiberglass Wall.

...plus these amenities

- ✓ 12 Volt Power Awning
- ✓ Rear Receiver Hitch
- ✓ 10 Gal. Water Heater
- ✓ Generator Ready

...and these Absolute Northwood Features

- ✓ LED Lighting Inside and Out
- ✓ Custom Built Off Road Certified Chassis
- ✓ Bonded Northwood Roof Truss System
- ✓ Residential Quality Face-Frame Custom Built Cabinetry
- ✓ All Conditions-Insulated & Heated Holding Tanks & Valves
- ✓ Glue Bonded Construction w/16" O/C Wood Frame,
- ✓ 2x4 Wheel Wells, 2x6 Headers & Steel Reinforcing
- ✓ One Piece Fiberglass Exterior Wall w/
- ✓ Multiple Laminated Luau Substrate layers.

...STANDARD ON EVERY NASH!

**INTERIOR COLORS
FOR 2021**



NASH 24M

ELEGANT TRUFFLE



NASH 24B

EARLY AUTUMN

BUILT OFF ROAD TOUGH

ROOF

- ✓ Full Walk On Roof with Bonded Roof Truss System
- Cathedral Arched Ceiling

FRAME

- ✓ Select Grade Wood Frame Wall w/Steel Hurricane Plates

FLOORS

- ✓ Commercial Grade Linoleum, Fully Insulated Tongue and Groove Plywood (not chipboard)

SLIDE OUTS

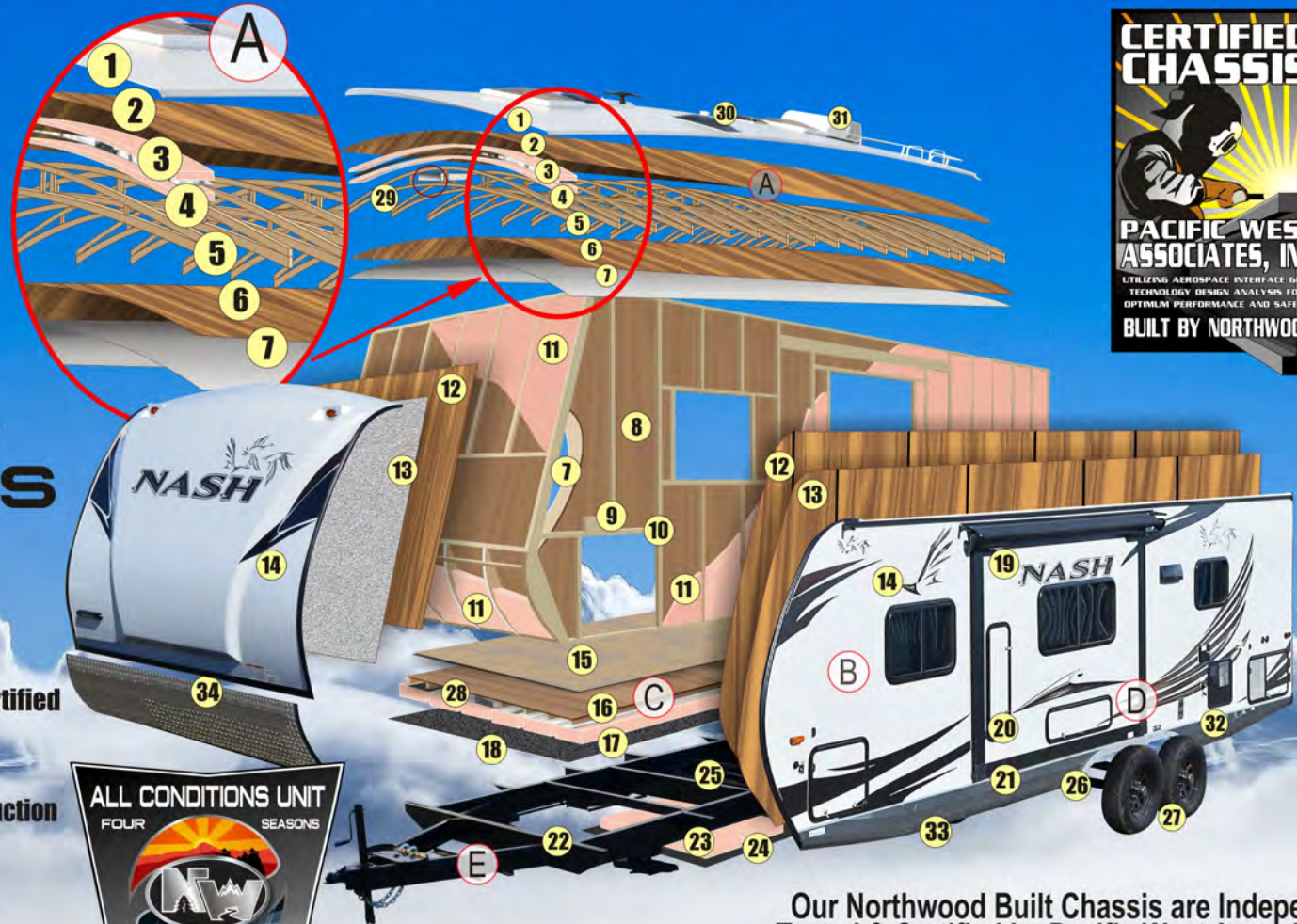
- ✓ 4 Seals, Dual Rack & Pinion Rams (main slides)
- Insulated, Cross Ventilating Windows

CHASSIS

- ✓ Custom Built, Independently Tested & Certified

CABINETS

- ✓ Wall & Ceiling Mounted, Face Frame Construction



A. NORTHWOOD ROOF TRUSS SYSTEM

- 1 Heavy Gauge One Piece Roof Membrane
- 2 3/8" Plywood Sheathing (Bonded to Trusses)
- 3 R-15 Reflective 'Arctic' Foil Insulation
- 4 R-14 Dual Layer Fiberglass Insulation
- 5 Cathedral Arched Roof Trusses (More overhead space)
- 6 Interior Lamination Grade Luan Plywood (Bonded to trusses)
- 7 Designer Interior Decor Finish Paneling

B. ONE PIECE LAMINATE FIBERGLASS WALLS

- 8 Lamination Grade Luan Plywood Interior Wall
- 9 Select Grade Lumber In All Our Wood Frame Walls
- 10 Structural Joints reinforced w/ Steel Hurricane Plates
- 11 R-7 Residential Grade Fiberglass Insulation
- 12 Lamination Grade Luan Plywood Exterior Wall Layer
- 13 Second Substrate Layer
- 14 Nash Fiberglass Front Cap

C. ULTIMATE DURABILITY FLOOR STRUCTURE

- 15 Commercial Grade Linoleum with 20 mil Surface
- 16 5/8" T&G Plywood Decking (Not Chipboard)
- 17 R-7 Residential Grade Fiberglass Insulation
- 18 Reinforced Woven Highway Moisture Barrier

D. DUAL RACK & PINION RAM MAIN SLIDE ROOM

- 19 4 Seal System w/ Inner & Outer Bulb Seal
- 20 ...including Wiper Seal for Continual Seal (Any Position)
- 21 ...and Outer Bulb Seals

Our Northwood Built Chassis are Independently Tested & Certified by Pacific West Associates, Inc.

E. CHASSIS

- 22 Independently Certified Custom Built Northwood Chassis
- 23 R-7 Residential Quality Formaldehyde Free Fiberglass Insulation
- 24 Corrugated Underbelly Panels
- 25 Heated and Insulated Large Capacity Holding Tanks
- 26 Easy Lube Axles and Shock Absorbers
- 27 Heavy Duty Radial Tires
- 28 Sealed All Metal Heat Ducts

MORE ABSOLUTE NORTHWOOD QUALITY FEATURES

- 29 All Foam Condensation Resistant A/C Ducts
- 30 Large Bath Skylight
- 31 Hi Output Roof Mount A/C
- 32 Roto Molded High Durability Wheel Skirts
- 33 Diamond Scored Sidewall Skirts (Some Models)
- 34 Diamond Plate Gravel Guard




NASH

A LEGACY OF QUALITY

DANGER
DO NOT use the propane gas for anything other than the intended purpose.
Do not use for anything other than the intended purpose.
Do not use for anything other than the intended purpose.
Do not use for anything other than the intended purpose.
Do not use for anything other than the intended purpose.
DANGER
Do not use for anything other than the intended purpose.
Do not use for anything other than the intended purpose.
Do not use for anything other than the intended purpose.
Do not use for anything other than the intended purpose.
Do not use for anything other than the intended purpose.

17K
EARLY AUTUMN



A LEGACY OF QUALITY



18FM

ELEGANT TRUFFLE



A LEGACY OF QUALITY

22H

EARLY AUTUMN



A LEGACY OF QUALITY

23D

ELEGANT TRUFFLE



Sit n Sleep Option (color n/a)



Sit n Sleep Option
Available on 23D, 24M, 26N & 25C



A LEGACY OF QUALITY



24B

EARLY AUTUMN

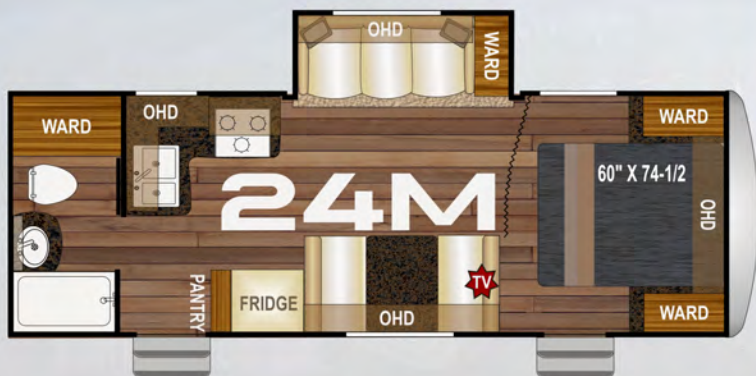


A LEGACY OF QUALITY



24M

ELEGANT TRUFFLE



A LEGACY OF QUALITY



26N

ELEGANT TRUFFLE



A LEGACY OF QUALITY

29S

ELEGANT TRUFFLE



WHAT IS ABSOLUTE NORTHWOOD?




Our Commitment to
**QUALITY
 STRENGTH
 DURABILITY**

When you purchase a Nash, you are investing in the best quality materials, construction and craftsmanship. That is why the resale value in a Nash remains higher, and your investment retains its value longer. If you ever decide to trade in your Nash, you will get top dollar. That is why you don't see many used Nash trailers on the market, folks buy them up as quickly as they become available because Nash RVs have a reputation for durability and longevity.

- ABSOLUTE CHASSIS** 
 - ✓ Custom Built, Independently Tested & Certified
- ABSOLUTE FRAME** 
 - ✓ Select Grade Framing - 16" O/C - Steel Hurricane Plates
- ABSOLUTE ROOF** 
 - ✓ Full Walk On, Bonded Roof Truss System
- ABSOLUTE CABINETS** 
 - ✓ Wall & Ceiling Mounted, Face Frame Construction
- ABSOLUTE INSULATION** 
 - ✓ A True 4 Season Coach

NORTHWOOD BUILT CERTIFIED CHASSIS



WE BUILD OUR OWN HEAVY DUTY STRUCTURAL STEEL OFF-ROAD CHASSIS

We are one of the few manufacturers that build their own chassis. The name NORTHWOOD is known throughout the industry for quality chassis and we certify ours through an independent testing laboratory for quality assurance.



NORTHWOOD BUILT ONE PIECE LAMINATE FIBERGLASS WALLS

- 'SELECT' Grade Lumber
- 16" O/C Framing
- 2x6 Slide Headers
- 2x4 Wheel Wells
- One Piece Fiberglass
- Hot Glue Pressure Applied
- Luan Backing
- Structural Joints Reinforced w/Steel Hurricane Plates

CONTINUOUS SEAMLESS FIBERGLASS

STEEL REINFORCING PLATES

BONDED ONE PIECE WALL SECTIONS




**OUR BONDED ROOF TRUSS SYSTEM
ENSURES A FULL WALK-ON ROOF**



**UP TO FOUR INCHES
OF EXTRA HEADROOM**

The Northwood Bonded Roof Truss System bonds all the components of the roof structure together as a unit. The ceiling, trusses and roof plywood are unified in a bonded system that gives superior load distribution and maximum load bearing capacity.



Top quality exterior grade plywood panels are bonded to the trusses and a thick one piece roofing membrane is then applied for a durable, long lasting seal to protect you and your coach from the elements.



**CUSTOM BUILT
FACE FRAME CABINETS**

**BEAUTIFUL
&
STRONG**

**CABINERY W/SOLID WOOD DOORS,
BUILT USING RESIDENTIAL FACE FRAME
CONSTRUCTION METHODS &
INTEGRATED WITH THE WALL & CEILING.**



**Solid Wood
cabinet doors ensure
lasting beauty and
rugged strength.**



**Face Frame
construction gives our
cabinets 'high end'
residential quality.**



**Structurally Integrated
cabinetry is
anchored to the
walls and ceiling
structure of our
coaches making both
the RV and the
cabinets stronger.**



**A TRUE FOUR SEASON
ALL CONDITIONS UNIT**



**HEATED ENCLOSED HOLDING TANKS
AND DUMP VALVES DESIGNED FOR
COLD NORTHERN AND
HOT SOUTHERN CLIMATES**

Northwood builds true 4-Season Coaches. Our fully insulated holding tank area circulates warm air around the suspended tanks providing the best protection from freezing. Our knife valves are also enclosed to keep them from freezing. Our 4-Season coaches are insulated with various types of residential quality Batten & Reflective Foil insulation to protect you from the winter cold & summer heat.





S'MORE TESTIMONIALS



CAMPING IN OUR 29S

Elephant Butte State Park
New Mexico. Mike M.



ALL CONDITIONS / FOUR SEASONS

Photo Above: Cozy camping in the Nash 25C 4-Season Trailer. When it was time for an upgrade for the Allan family of Calgary, they didn't hesitate to upgrade to Northwood's biggest bunkhouse trailer, the Nash 29S.



Submitted by The Allan Family



PHOTO SUBMITTED BY L. DUNCAN

QUALITY CONSTRUCTION CAN BE A LIFE SAVER!

This picture was sent in to Northwood by a repeat customer who lived in her 17K near Portland, OR. Due to excessive snow load, this tree uprooted and landed on her trailer while she was asleep inside!!!

Fortunately, we build Nash Trailers with 16" on center, select quality studs and quality plywood (instead of OSB board and 24" OC framing).

If this had been a lesser quality trailer, it could have turned out much worse!!!

Fonda said she was so impressed with Northwood quality that she just bought a brand new 2019 Arctic Fox 22G."

Photo Submitted by Fonda W.



ANNOUNCING: THE NASH

OFF THE GRID PACKAGE



THE OTG PACKAGE INCLUDES ALL OF THESE ITEMS:



Off-Road Knobby Tires



Custom Rims w/OTG Center Cap



2" Receiver Hitch



Indoor/Outdoor Table



Safari Tuff LP Rack w/ LED Light Bar



Dexter E-Z Flex Equalizers & KYB Shocks



GO FARTHER,
GO LONGER,
GO OTG!

170 Watt On-Board Solar



10 Gallon LP Tanks



Custom OTG Graphics



Rear LED Light Bar



Coleman Mach Power Saver A/C



12 Volt Awning w/ FLXguard & RGB LED Lights



Custom OTG Interior Badging



A LEGACY OF QUALITY

STANDARD CONSTRUCTION FEATURES

Northwood Built, Independently Certified, Off-Road Chassis
 One-Piece, Corona Treated, Continuous Fiberglass
 Hot, Polyurethane Laminated, Multi-Layered Substrate Walls
 Cathedral Arched Ceiling / Aerodynamic Front Contour
 E-Z Lube Axles w/Nev-R Adjust Forward, Self Adjusting Brakes
 15" Aluminum Wheels / Tires & White Mod Spare
 Shocks On All Four Wheels
 12-Volt Power Tongue Jack / Stabilizer Jacks
 Easy Access LP Cover / Dynamic "Flight" Graphics
 4" Sewer Hose Carrier Bumper
 All-Conditions/Four Seasons Insulation With R-14 Ceiling
 R-15 Reflective Foil Insulation in Roof / Slide
 Heated and Enclosed Tanks
 Nash Fiberglass Front Cap w/ Diamond Plate Front Gravel Guard
 Dinette Slide (23D, 24B, 26N, 29S)
 Sofa Slide (24M, 29S)
 Second Entry (24M, 26N, 29S)
 Efficient Residential-Style Ducted Heating
 Generator Ready / Satellite Ready / Solar Ready

STANDARD EXTERIOR FEATURES

Easy Access LP Cover
 4" Sewer Hose Carrier Bumper
 LED Exterior Lighting
 Roof Rack & Ladder
 Exterior Marine Grade Speakers
 Pass Thru Storage / Full Width Storage in 22H
 LPG Quick Connect & Black Water Flush System
 Large Exterior Entry Grab Handle / Entry Door Friction Hinge
 Exterior Shower / Magnetic Catches
 Semi-Automatic Winterization/By-Pass System
 10 Gal DSI Gas/Elect Quick Recovery Water Heater
 13.5m BTU Air Conditioner w/Condensation-Resistant Ducting
 Carefree Travel'R 12V LED Awning w/Adjustable Pitch HW
 TV Antenna with Wi-Fi Extender Ready/Battery Disconnect
 20 Watt Solar Panel
 Sidewall Solar Port
 Rear Receiver Hitch

STANDARD INTERIOR FEATURES

Premium Woodgrain Pattern Lino
 LED Interior Utility & Decorative Lighting
 Marine Grade Pedestal Table Hardware
 Interior Command Center
 Knotty Alder Cabinetry
 Roller Bearing Drawer Glides
 Fabric Night Shade Window Treatments
 Charge Wizard / Digital Thermostat
 AM/FM/CD/DVD Player w/Bluetooth
 Smoke, LPG & CO Leak Detectors
 Custom Nash Signature Key Rack
 Jackknife Sofa (22H, 24M & 29S)
 Booth Dinette (17K, 22H, 24M, 26N)
 U-shaped Dinette (23D, 24B, 29S)
 Etched & Glazed Passage Door

STANDARD KITCHEN FEATURES

"Slate" Laminate Counters & Custom Glass Backsplashes
 Residential, Built-In Microwave
 Stainless Steel Appliances
 High Output 3-Burner Range with Range Cover
 Large Fridge (7 Cu Ft) w/ Insert Panels
 Stainless Steel Sink
 Sink Cover/Cutting Board

STANDARD BATHROOM FEATURES

Hand Flush Toilet / Bath Skylight
 Brushed Nickel Shower Screen / Full Tub
 Full Tub (24B, 26N, 29S)
 Shower Pan (17K, 22H, 23D, 24M)

STANDARD BEDROOM FEATURES

Double Over Double Bunkhouse (24B, 29S)
 NW TruRest Queen Mattress w/ Bedspread
 Camping Clothes Closet with Removable Shelves
 USB Charging Ports on Both Sides of Bed
 Below Bed Storage

OPTIONS

Fan Vent - Bedroom
 Fan Vent - Kitchen
 Fan Vent - Bathroom (Exhaust Only)
 Thermal Pane Windows
 Slide Out Topper (23D, 24M, 24B, 26N, 29S)
 28" 12v LED TV (17K, 22H, 24M, 23D)
 32" 12v LED TV (24B, 26N, 29S)
 15K Air Conditioner w/ Ducting (23D, 24M, 26N, 29S)
 ObeCo Convenience Center, Wi-Fi Extender
 Sit & Sleep (23D, 24M)
 2.5 Onan LP Generator & 11K Power Saver A/C (17K, 22H)
 3.6 Onan LP Generator (23D, 24B, 24M, 26N, 29S)
 100 or 170 Watt Solar Panel
 Cargo Carrier, Aussie Grill w/Bumper Bracket



STANDARD FEATURES & OPTIONS

CUSTOMER PHOTOS AND TESTIMONIALS DO NOT NECESSARILY REFLECT THE VIEWS OR RECOMMENDATIONS OF NORTHWOOD MANUFACTURING.

Send us your testimonial with your pictures and you may be featured in our future promotions.
 Send your information to:
feedback@northwoodmail.com

Model Number	17K	18FM	22H	23D	24B	24M	26N	29S
Dry Axle Weight (approx. Lbs.)	4177	5106	4486	5134	5702	5428	5809	6564
Dry Hitch Weight (approx. Lbs.)	589	556	627	606	758	595	743	796
Net Carrying Capacity	2634	1738	2387	1760	2740	3177	2648	3340
Gross Dry Weight-lbs (approx. Lbs.)	4766	5662	5113	5740	6460	6023	6552	7360
Gross Vehicle Weight Rating (GVWR)-Lbs	7400	7400	7500	7500	9200	9200	9200	10700
Exterior Length (approx. w/hitch)	22' 4"	22' 11"	24' 9"	25' 10"	28' 8"	27' 3"	29' 2"	32' 4"
Exterior Height (approx. incl. AC unit)	11' 1"	11' 6"	11' 1"	11' 6"	11' 6"	11' 6"	11' 6"	11' 6"
Exterior Width (approx. w/o awning)	8' 0"	8' 0"	8' 0"	8' 0"	8' 6"	8' 0"	8' 0"	8' 0"
Tire Size	ST205 75R15	ST205 75R15	ST205 75R15	ST205 75R15	ST225 75R15	ST205 75R15	ST225 75R15	ST225 75R15
Load Range	D	D	D	D	E	D	E	E
Fresh Water w/ Water Heater (approx. gal.)	50	50	50	50	50	50	50	50
Gray Water Tank (approx. gal.)	35	42	42	42	42	42	42	40
Black Water Tank (approx. gal.)	36	35	35	35	35	35	36	35
LPG Capacity (approx. gal.)	14	14	14	14	14	14	14	14
CSA - Canadian Dealers Only	YES	YES	YES	YES	YES	YES	YES	YES
Auto Ignition Furnace (1,000 BTUs)	25	25	25	25	25	25	25	25

*All dry weights are calculated before adding options. Specifications are subject to change without notice. Verify the towing capacity of your tow vehicle. If you don't know or aren't sure, you can ask your automotive dealership or contact your tow vehicle manufacturer. All weights above are average approximations and may vary.

YOUR LOCAL DEALER:

Updated Feb 2020

Northwood Manufacturing, 59948 Downs Rd., PO Box 3359, La Grande, OR 97850 (541) 962-6274 - www.northwoodmfg.com

Photos, drawings, dimensions and weights are presented as accurate but may differ from current production models. We continually upgrade & improve our products and reserve the right to change any specifications without notice. Please see your authorized Northwood dealer for updated information.