

A LEGACY OF QUALITY

DESERT FOX



NORTHWOOD



WWW.NORTHWOODMFG.COM



OPTIONAL OPPOSING CONVERTIBLE SOFAS



27FS HARMONY INTERIOR



21SW MIRAGE INTERIOR

DFOX

40 Gallon Onboard Fuel Station



STANDARD

Onan 4.0 Gas Generator



STANDARD

Air Compressor



STANDARD

Pressure Washer (24AS & 27FS)

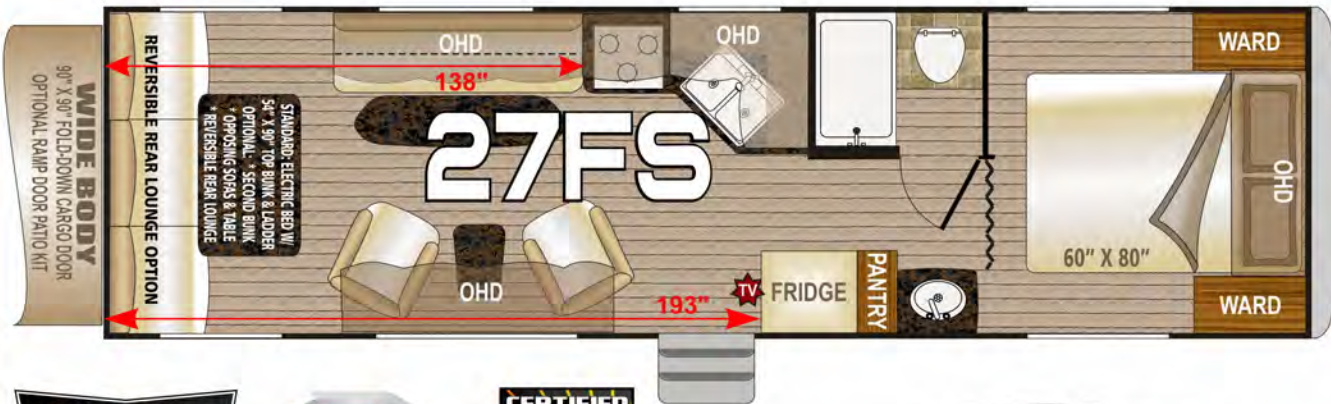
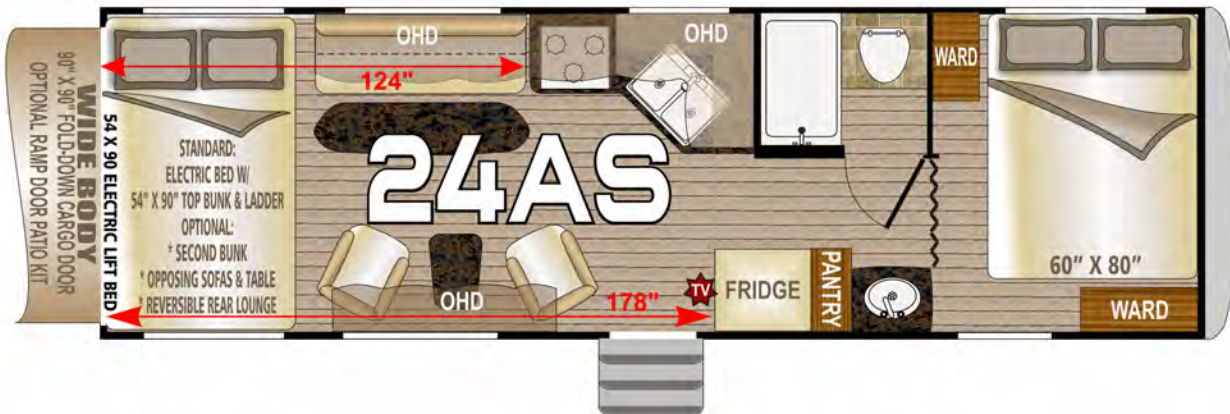
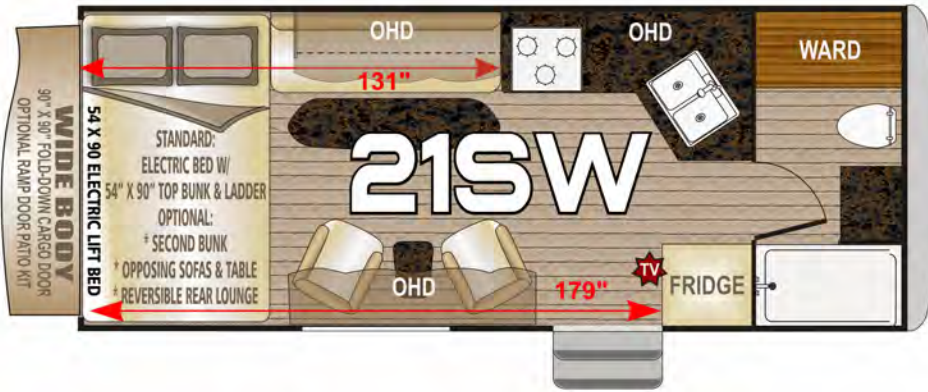


STANDARD

ALL OF THESE FEATURES ARE STANDARD!

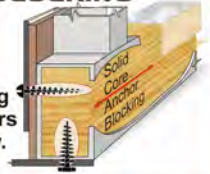


- ✓ Certified Chassis
- ✓ Aluminum Superstructure
- ✓ Solid Core Anchor Blocking
- ✓ All Conditions / 4 Season
- ✓ NW Roof Truss System
- ✓ Custom Cabinetry
- ✓ LED Lighting



✓ **SOLID CORE ANCHOR BLOCKING**
Utilizing Every Thread

At all critical anchor points, we include solid fill anchor blocking so all the threads of the fasteners anchor securely and completely.



✓ **RESIDENTIAL QUALITY**
Custom Built Cabinetry

Our cabinetry is built w/solid wood doors, built with residential face frame construction methods. Drawers slide effortlessly on heavy gauge roller bearing drawer glides.



✓ **THICK WALL FRAME**
Aluminum Superstructure

Tubing Up to 1/8" Thick
.125"-.060" Thick frame with fully welded heavy gauge, thick wall aluminum tubing.



✓ **ELECTRICAL FEATURES**
LED Lights & Surge Tests

You will find energy efficient LED utility lighting both inside. Additionally, our 110V systems are surge tested multiple times with 1080 volts and the 12V systems are surge tested with 600 volts.



✓ **ALL CONDITIONS**
4 Season Coach

Warm Air Around Tanks
Heated enclosed holding tanks & dump valves. Designed for cold northern climates.



✓ **NORTHWOOD ROOF TRUSS SYSTEM**
Full Walk-On Roof
Glue Bonded Structure

- * Exterior marine grade decking
- * One piece heavy gauge membrane.
- * Fully bonded ceiling, trusses and roof sheathing.
- * Trusses w/ 5-1/2 inch height for plenty of runoff slope.



✓ **CERTIFIED**
Off-Road Chassis
We Build Our Own!

We are one of the few manufacturers who build their own chassis. The name NORTHWOOD is known throughout the industry for quality chassis and we certify ours through an independent testing lab.





MADE TO PLAY HARD



Standard Construction Features

Northwood Built, Independently Certified, Off-Road Chassis
Fully Welded, Thick-Wall Aluminum Frame Construction
One-Piece, Corona Treated, Continuous Fiberglass
Hot, Polyurethane Laminated, Multi-Layered Substrate Walls
High Density Block Foam Insulation
Cathedral Arched Ceiling
E-Z Lube Axles w/Nev-R Adjust Forward, Self Adjusting Brakes
Shocks On All Four Wheels
16" Aluminum Wheels/ Tires & Door Mounted Spare
Stabilizer Jacks / MORryde Step Above w/Strut Assist

Heating / Insulation / Exterior Features

All-Conditions Insulation With R-18 Ceiling
R-15 Reflective Foil Insulation in Roof
4 Season Package – Incl. Heated Enclosed Tanks
DFox Fiberglass Front Cap / Diamond Plate Front Gravel Guard
LED Interior & Exterior Lighting / Easy Access LP Cover
R/S High Intensity LED Exterior Work Light
D/S High Intensity LED Motion Sensor Exterior Work Light
Motion Sensor LED Porch Light
LED Rear Cargo Light Bar / Roof Rack & Ladder
LPG Quick Connect & Black Water Flush System
Large Exterior Entry Grab Handle / Entry Door Friction Hinge
Exterior Shower / Omni-Directional TV Antenna
Semi-Automatic Winterization/By-Pass System
6 Gal DSI Gas/Elect Quick Recovery Water Heater
13.5m BTU Air Conditioner w/Condensation-Resistant Ducting
Carefree Travel'R 12V Awning w/Adjustable Pitch Hardware
12-Volt Power Tongue Jack / Toy Lock
LED Outside Speakers with Remote/Battery Disconnect
Thermal Pane Windows Solar Reflective / Magnetic Catches
45 Watt Solar Panel / Sidewall Solar Port
Satellite Ready / Solar Ready
Generator 4.0 Onan Gas / 40 Gallon On-Board Fuel Station
On Board Air Compressor (All models) /Pressure Washer (24AS & 27FS)

Your Northwood Dealer

Interior Features and Equipment

Interior Command Center / Marine Grade Pedestal Table Hardware
Roller Bearing Drawer Glides
Fabric Day/Night Shade Window Treatments
Premium AM/FM/CD/ DVD Sound System w/Amp & Bluetooth
Premium Sound Outside Speakers/Battery Disconnect
Smoke, LPG & CO Leak Detectors / Charge Wizard
32" 110v LED Smart TV Living Room
Custom DFox Signature Key Rack
Custom One Piece Formed Countertops & Tables

Kitchen

Solid Surface Kitchen Countertops
R/S Roll Over Sofa D/S 2 Swivel Rockers w/Table
Stainless Steel Appliances / Residential, Built-in Microwave
High Output 3-Burner Range with Range Cover
Extra Large Fridge (8 Cu Ft) w/ Cold Weather Kit
Daylitter Kitchen Skylight w/ Shade

Bedroom & Bathroom

USB Charging Ports on Both Sides of Bed
Glazed, Raised Panel Cabinet Doors & Drawers
Porcelain, Foot-Pedal Toilet / Bath Skylight / Full Tub
FanTastic Vent in Bathroom (Exhaust Only)
Shower Screen /

Cargo Area

Reinforced Ramp Door
Electric Bed with First Bunk and Ladder
FanTastic Vent with Remote/Tstat/Rain Sensor over Cargo Area
Rubber Cargo Area Decking / Roll Up Carpet Kit
Rear Screen Wall / Ramp Cable Kit

Available Options

Alumaguard Main Awning
24" 110v LED TV Bedroom (N/A 21SW)
15K A/C w/ Ducting
10 Gal LPG w/Soft Cover
D/S Rollover Sofa
Holding Tank Heat Pads (All Tanks)
2nd Bunk For Electric Bed
Reversible Rear Lounge
Patio Kit w/ Cables for Ramp Door (27FS)
100 Watt Solar Panel
170 Watt Solar Panel
Winegard Carryout G2+ Sat Dish (DISH/DIRECT)
Aussie Grill w/ Bracket
Opposing Convertible Sofas
Rear View Camera
Gateway Router
Some options N/A in all Floorplans



Send us your testimonial with your pictures and you may be featured in our future promotions.

Send your information to: feedback@northwoodmail.com

Desert Fox	21SW	24AS	27FS
Dry Axle Weight (approx lbs)	6027	7083	7448
Dry Hitch Weight (approx lbs)	1115	1512	1494
Net Carrying Capacity (approx lbs)	4158	4205	3858
Gross Dry Weight (approx lbs)	7142	8595	8942
Gross Vehicle Weight Rating (GVW) - lbs	11300	12800	12800
Exterior Length (approx w/ Hitch)	25'0"	30'2"	32'7"
Exterior Height (approx w A/C)	13'0"	13'0"	13'0"
Exterior Width (approx w/o Awning)	8'6"	8'6"	8'6"
Tire Size	ST235 80R16	ST235 80R16	ST235 80R16
Load Range	E	E	E
Fresh Water Capacity (approx gal) w/ water heater	78	100	100
Gray Water Tank (approx gal)	46	47	47
Black Water Tank (approx gal)	36	50	50
LPG Capacity (approx gal)	14	14	14
CSA - Canadian Dealers Only	Yes	Yes	Yes
Auto Ignition Furnace (1,000 BTU's)	25	30	30

*All dry weights are calculated on full featured production units. Verify the towing capacity of your tow vehicle. If you don't know or aren't sure, you can ask your automotive dealership or contact your tow vehicle manufacturer. All weights above are average approximations and may vary. Weights are calculated before adding options. Specifications are subject to change without notice.

Updated July 2020

Northwood Manufacturing, 59948 Downs Rd., PO Box 3359, La Grande, OR 97850 (541) 962-6274 - www.northwoodmfg.com

Photos, drawings, dimensions and weights are presented as accurate but may differ from current production models. We continually upgrade & improve our products and reserve the right to change any specifications without notice. Please see your authorized Northwood dealer for updated information.